

HEI Name : CHHTRAPATI SHIVAJI KALA  
MAHAVIDYALAYA, ASEGAON PURNA

Assignment Date : 23/08/2018

Number of Clarifications : 42

AISHE ID : C-42994









Last Date : 07/09/2018

Metric ID	Deviation Details and HEI Response	Findings of DVV	Response from HEI	Status																				
1.1.3	<p>Percentage of participation of full time teachers in various bodies of the Universities/ Autonomous Colleges/ Other Colleges, such as BoS and Academic Council during the last five years</p> <p>1.1.3.1. Number of teachers participating in various bodies of the Institution, such as BoS and Academic Council year-wise during the last five years</p> <p>HEI Input :</p> <table border="1"> <thead> <tr> <th>2017-18</th> <th>2016-17</th> <th>2015-16</th> <th>2014-15</th> <th>2013-14</th> </tr> </thead> <tbody> <tr> <td>3</td> <td>0</td> <td>0</td> <td>0</td> <td>0</td> </tr> </tbody> </table> <p>Recommended Input :</p> <table border="1"> <thead> <tr> <th>2017-18</th> <th>2016-17</th> <th>2015-16</th> <th>2014-15</th> <th>2013-14</th> </tr> </thead> <tbody> <tr> <td>0</td> <td>0</td> <td>0</td> <td>0</td> <td>0</td> </tr> </tbody> </table> <p>Remark : Supporting documents are not provided by HEI</p> <p>Attached Documents :</p> <p><a href="#">1.Details of participation of teachers in various bodies</a> <a href="#">2.Any additional information</a></p>	2017-18	2016-17	2015-16	2014-15	2013-14	3	0	0	0	0	2017-18	2016-17	2015-16	2014-15	2013-14	0	0	0	0	0	<p>Provide nomination letter of such boards involving curriculum development.</p>	<p>No teacher nominated on such boards involving curriculum development. 2 teachers are nominated on Local Inquiry Committee and Selection committee</p>	<p>Changed After Clarification</p>
2017-18	2016-17	2015-16	2014-15	2013-14																				
3	0	0	0	0																				
2017-18	2016-17	2015-16	2014-15	2013-14																				
0	0	0	0	0																				

1.3.3	<p>Percentage of students undertaking field projects / internships</p> <p>1.3.3.1. Number of students undertaking field projects or internships</p> <p>HEI Input : 96</p> <p>Recommended Input : 93</p> <p>Remark : As per supporting document provided by HEI.</p> <p>Attached Documents :</p> <p><a href="#">1.List of students enrolled</a> <a href="#">2.Institutional data in prescribed format</a></p>	<p>Provide list of the students undertaking field projects or internships for 2017-18 and internship certificate of any 5 students.</p>	<p>list of the students undertaking field projects is attached.</p> <p>Supporting Document: <a href="#">1.3.3.pdf</a></p>	<p>Changed After Clarification</p>
1.4.2	<p>Feedback processes of the institution may be classified as follows:</p> <p>HEI Input : A. Feedback collected, analysed and action taken and feedback available on website</p> <p>Attached Documents :</p> <p><a href="#">1.URL for feedback report</a></p>	<p>Provide supporting document attached.</p>	<p>The process mentioned are done and uploaded on web.<a href="http://csmasegaon">http://csmasegaon</a>.</p> <p>Supporting Document: <a href="#">1.4.2.pdf</a></p>	

<p>2.1.2</p>	<p>Average Enrollment percentage (Average of last five years)</p> <p>2.1.2.1. Number of students admitted year-wise during the last five years</p> <p>HEI Input :</p> <table border="1"> <tr> <td>2017-18</td> <td>2016-17</td> <td>2015-16</td> <td>2014-15</td> <td>2013-14</td> </tr> <tr> <td>396</td> <td>422</td> <td>471</td> <td>443</td> <td>331</td> </tr> </table> <p>2.1.2.2. Number of sanctioned seats year-wise during the last five years</p> <p>HEI Input :</p> <table border="1"> <tr> <td>2017-18</td> <td>2016-17</td> <td>2015-16</td> <td>2014-15</td> <td>2013-14</td> </tr> <tr> <td>480</td> <td>480</td> <td>480</td> <td>480</td> <td>480</td> </tr> </table> <p>Attached Documents :</p> <p><a href="#">1.Institutional data in prescribed format</a></p>	2017-18	2016-17	2015-16	2014-15	2013-14	396	422	471	443	331	2017-18	2016-17	2015-16	2014-15	2013-14	480	480	480	480	480	<p>Provide admission publication notice for 2017 and 2015 or provide website link for seat available.</p>	<p>Banners are displayed at Bus Stand of nearby villages and Asegaon purna.<a href="http://cskmasegao.purna">http://cskmasegao.purna</a></p> <p>Supporting Document: <a href="#">2.1.2.pdf</a></p>	
2017-18	2016-17	2015-16	2014-15	2013-14																				
396	422	471	443	331																				
2017-18	2016-17	2015-16	2014-15	2013-14																				
480	480	480	480	480																				
<p>2.1.3</p>	<p>Average percentage of seats filled against seats reserved for various categories as per applicable reservation policy during the last five years</p> <p>2.1.3.1. Number of actual students admitted from the reserved categories year-wise during the last five years</p> <p>HEI Input :</p> <table border="1"> <tr> <td>2017-18</td> <td>2016-17</td> <td>2015-16</td> <td>2014-15</td> <td>2013-14</td> </tr> <tr> <td>250</td> <td>250</td> <td>250</td> <td>250</td> <td>250</td> </tr> </table> <p>Attached Documents :</p> <p><a href="#">1.Institutional data in prescribed format</a></p>	2017-18	2016-17	2015-16	2014-15	2013-14	250	250	250	250	250	<p>Provide the copy of letter issued by the state Govt.indicating reserved category for 2016-17 and 2013-14 or notification on the notice board of website.</p>	<p>Admission are given on first come first serve basis.</p> <p>Supporting Document: <a href="#">2.1.3.pdf</a></p>											
2017-18	2016-17	2015-16	2014-15	2013-14																				
250	250	250	250	250																				

2.3.2	<p>Percentage of teachers using ICT for effective teaching with Learning Management Systems (LMS), E-learning resources etc.</p> <p>2.3.2.1. Number of teachers using ICT</p> <p>HEI Input : 9</p> <p>Attached Documents :</p> <p><a href="#">1.List of teachers (using ICT for teaching)</a> <a href="#">2.Any additional information</a></p>	<p>Provide photos/link of the institute website showcasing teachers using ICT for effective teaching with Learning Management Systems (LMS).</p>	<p>photos of the teachers using ICT for effective teaching is provided</p> <p>Supporting Document: <a href="#">2.3.2.pdf</a></p>	
2.3.3	<p>Ratio of students to mentor for academic and stress related issues</p> <p>2.3.3.1. Number of mentors</p> <p>HEI Input : 9</p> <p>Attached Documents :</p> <p><a href="#">1.Any additional information</a></p>	<p>Provide the minutes of the meetings between mentor and mentees for 2017-18 or copy of circular pertaining the details of mentor and their allotted mentee.</p>	<p>The minutes of the meetings of mentor for 2017-18 is attached.</p> <p>Supporting Document: <a href="#">2.3.3.pdf</a></p>	
2.4.1	<p>Average percentage of full time teachers against sanctioned posts during the last five years</p> <p>Attached Documents :</p> <p><a href="#">1.Year wise full time teachers and sanctioned posts for 5 years</a> <a href="#">2.List of the faculty members authenticated by the Head of HEI</a> <a href="#">3.Any additional information</a></p>	<p>Provide appointment letters of Dr.Mangala K. Kulkarni , Dr.Bharat V.Kalyankar , Ravindra D.Iche , Dr.Nayana P.Mohod , Vipin R. Lilhare , Dr.Pravin S.Sadar.</p>	<p>Appointment letters and Approval letters is attached.</p> <p>Supporting Document: <a href="#">2.4.1.pdf</a></p>	

2.4.3	<p>Teaching experience per full time teacher in number of years</p> <p>2.4.3.1. Total experience of full-time teachers</p> <p>HEI Input : 76 years</p> <p>Attached Documents :</p> <p>1.<a href="#">Any additional information</a></p>	<p>Provide supporting documents</p>  	<p>Experience Certificates of full time teachers are attached.</p>   <p>Supporting Document: <a href="#">2.4.3.pdf</a></p>	
2.6.3	<p>Average pass percentage of Students</p> <p>2.6.3.1. Total number of final year students who passed the examination conducted by Institution.</p> <p>HEI Input : 23</p> <p>2.6.3.2. Total number of final year students who appeared for the examination conducted by the institution</p> <p>HEI Input : 59</p> <p>Attached Documents :</p> <p>1.<a href="#">Institutional data in prescribed format</a></p>	<p>Provide annual report highlighting pass percentage of students or NIRF data or pass certificate of any 5 students who cleared in 2017-18.</p>  	<p>Annual report highlighting pass percentage of students and pass certificate of 5 students who cleared in 2017-18 are attached.</p>   <p>Supporting Document: <a href="#">2.6.3.pdf</a></p>	

3.1.2	<p>Number of research projects per teacher funded, by government and non-government agencies, during the last five year</p> <p>3.1.2.1. Number of research projects funded by government and non-government agencies during the last five years</p> <p>HEI Input : 0</p> <p>3.1.2.2. Number of full time teachers worked in the institution during the last 5 years</p> <p>HEI Input : 9</p> <p>Attached Documents :</p>	<p>Provide supporting documents</p>	<p>Research projects is not funded by government and non-government agencies during the last five years</p>	
3.3.1	<p>The institution has a stated Code of Ethics to check malpractices and plagiarism in Research</p> <p>HEI Input : Yes</p> <p>Attached Documents :</p> <p><a href="#">1.Institutional data in prescribed format</a></p>	<p>Provide link to the website of institution having stated Code of Ethics to check malpractices and plagiarism in Research.</p>	<p>To check the plagiarism we using free online software.<a href="http://csmasec">http://csmasec</a></p> <p>Supporting Document: <a href="#">3.3.1.pdf</a></p>	

<p>3.3.3</p>	<p>Number of research papers per teacher in the Journals notified on UGC website during the last five years</p> <p>3.3.3.1. Number of research papers in the Journals notified on UGC website during the last five years</p> <p>HEI Input :</p> <table border="1" data-bbox="290 422 589 590"> <thead> <tr> <th>2017-18</th> <th>2016-17</th> <th>2015-16</th> <th>2014-15</th> <th>2013-14</th> </tr> </thead> <tbody> <tr> <td>3</td> <td>2</td> <td>4</td> <td>2</td> <td>0</td> </tr> </tbody> </table> <p>Attached Documents :</p> <p><a href="#">1.List of research papers by title, author, department, name and year of publication</a></p>	2017-18	2016-17	2015-16	2014-15	2013-14	3	2	4	2	0	<p>Provide the Ph D certificate of any 3 teacher in 2017-18 and 4 teachers in 2015-16.</p>	<p>Ph.D. certificates is attached.</p> <p>Supporting Document: <a href="#">3.3.3.pdf</a></p>	
2017-18	2016-17	2015-16	2014-15	2013-14										
3	2	4	2	0										
<p>3.3.4</p>	<p>Number of books and chapters in edited volumes/books published and papers in national/international conference proceedings per teacher during the last five years</p> <p>3.3.4.1. Total number of books and chapters in edited volumes / books published, and papers in national/international conference-proceedings year-wise during the last five years</p> <p>HEI Input :</p> <table border="1" data-bbox="290 1350 589 1518"> <thead> <tr> <th>2017-18</th> <th>2016-17</th> <th>2015-16</th> <th>2014-15</th> <th>2013-14</th> </tr> </thead> <tbody> <tr> <td>0</td> <td>5</td> <td>1</td> <td>1</td> <td>3</td> </tr> </tbody> </table> <p>Attached Documents :</p> <p><a href="#">1.List books and chapters in edited volumes / books published</a></p>	2017-18	2016-17	2015-16	2014-15	2013-14	0	5	1	1	3	<p>Provide weblink of the institution which redirects to the Journals webpage published in UGC notified list.</p>	<p>From 2013-14 to 2016-17 UGC does not published the list of recognized journals. so, no any paper published in UGC notified list of journals.</p>	
2017-18	2016-17	2015-16	2014-15	2013-14										
0	5	1	1	3										

<p>3.4.2</p>	<p>Number of awards and recognition received for extension activities from Government /recognised bodies during the last five years</p> <p>3.4.2.1. Total number of awards and recognition received for extension activities from Government /recognised bodies year-wise during the last five years</p> <p>HEI Input :</p> <table border="1"> <thead> <tr> <th>2017-18</th> <th>2016-17</th> <th>2015-16</th> <th>2014-15</th> <th>2013-14</th> </tr> </thead> <tbody> <tr> <td>1</td> <td>2</td> <td>1</td> <td>1</td> <td>0</td> </tr> </tbody> </table> <p>DVV suggested Input :</p> <table border="1"> <thead> <tr> <th>2017-18</th> <th>2016-17</th> <th>2015-16</th> <th>2014-15</th> <th>2013-14</th> </tr> </thead> <tbody> <tr> <td>0</td> <td>2</td> <td>1</td> <td>1</td> <td>0</td> </tr> </tbody> </table> <p>HEI clarification Input :</p> <table border="1"> <thead> <tr> <th>2017-18</th> <th>2016-17</th> <th>2015-16</th> <th>2014-15</th> <th>2013-14</th> </tr> </thead> <tbody> <tr> <td>0</td> <td>2</td> <td>1</td> <td>1</td> <td>0</td> </tr> </tbody> </table> <p>Recommended Input :</p> <table border="1"> <thead> <tr> <th>2017-18</th> <th>2016-17</th> <th>2015-16</th> <th>2014-15</th> <th>2013-14</th> </tr> </thead> <tbody> <tr> <td>0</td> <td>2</td> <td>1</td> <td>1</td> <td>0</td> </tr> </tbody> </table> <p>Attached Documents :</p> <p><a href="#">1.Number of awards for extension activities in last 5 years</a>  <a href="#">2.e-copy of the award letters</a></p>	2017-18	2016-17	2015-16	2014-15	2013-14	1	2	1	1	0	2017-18	2016-17	2015-16	2014-15	2013-14	0	2	1	1	0	2017-18	2016-17	2015-16	2014-15	2013-14	0	2	1	1	0	2017-18	2016-17	2015-16	2014-15	2013-14	0	2	1	1	0	<p>Data mismatch for 2017-18 with the supporting document attached.</p>	<p>As per DVV suggestion correction are made.</p>	<p>DVV Suggestion Recommended</p>
2017-18	2016-17	2015-16	2014-15	2013-14																																								
1	2	1	1	0																																								
2017-18	2016-17	2015-16	2014-15	2013-14																																								
0	2	1	1	0																																								
2017-18	2016-17	2015-16	2014-15	2013-14																																								
0	2	1	1	0																																								
2017-18	2016-17	2015-16	2014-15	2013-14																																								
0	2	1	1	0																																								



<p>3.4.3</p>	<p>Number of extension and outreach Programs conducted in collaboration with Industry, Community and Non- Government Organizations through NSS/ NCC/ Red Cross/ YRC etc., during the last five years</p> <p>3.4.3.1. Number of extension and outreach Programs conducted in collaboration with Industry, Community and Non- Government Organizations through NSS/ NCC/ Red Cross/ YRC etc., year-wise during the last five years</p> <p>HEI Input :</p> <table border="1"> <thead> <tr> <th>2017-18</th> <th>2016-17</th> <th>2015-16</th> <th>2014-15</th> <th>2013-14</th> </tr> </thead> <tbody> <tr> <td>3</td> <td>1</td> <td>3</td> <td>3</td> <td>4</td> </tr> </tbody> </table> <p>Attached Documents :</p> <p><a href="#">1.Reports of the event organized</a>  <a href="#">2.Number of extension and outreach programs conducted with industry,community etc for the last five years</a></p>	2017-18	2016-17	2015-16	2014-15	2013-14	3	1	3	3	4	<p>Provide report of the event or copy of circular/brochure/report of the activity.</p>	<p>Report of the events are attached.</p> <p>Supporting Document:  <a href="#">3.4.3.pdf</a></p>	
2017-18	2016-17	2015-16	2014-15	2013-14										
3	1	3	3	4										
<p>3.5.1</p>	<p>Number of linkages for faculty exchange, student exchange, internship, field trip, on-the-job training, research, etc during the last five years</p> <p>3.5.1.1. Number of linkages for faculty exchange, student exchange, internship, field trip, on-the-job training, research, etc year-wise during the last five years</p> <p>HEI Input :</p> <table border="1"> <thead> <tr> <th>2017-18</th> <th>2016-17</th> <th>2015-16</th> <th>2014-15</th> <th>2013-14</th> </tr> </thead> <tbody> <tr> <td>5</td> <td>1</td> <td>0</td> <td>1</td> <td>4</td> </tr> </tbody> </table> <p>Attached Documents :</p> <p><a href="#">1.Number of Collaborative activities for research, faculty etc.</a></p>	2017-18	2016-17	2015-16	2014-15	2013-14	5	1	0	1	4	<p>Provide e copies of linkage related documents indicating the start date and completion date of linkages.</p>	<p>Linkage related documents is attached. The start date and completion date of linkages are highlighted.</p> <p>Supporting Document:  <a href="#">3.5.1.pdf</a></p>	
2017-18	2016-17	2015-16	2014-15	2013-14										
5	1	0	1	4										

<p>3.5.2</p>	<p>Number of functional MoUs with institutions of National/ International importance, Other Institutions, Industries, Corporate houses etc., during the last five years (only functional MoUs with ongoing activities to be considered)</p> <p>3.5.2.1. Number of functional MoUs with institutions of national, international importance, other universities, industries, corporate houses etc. year-wise during the last five years (only functional MoUs with ongoing activities to be considered)</p> <p>HEI Input :</p> <table border="1"> <tr> <td>2017-18</td> <td>2016-17</td> <td>2015-16</td> <td>2014-15</td> <td>2013-14</td> </tr> <tr> <td>2</td> <td>2</td> <td>0</td> <td>1</td> <td>0</td> </tr> </table> <p>DVV suggested Input :</p> <table border="1"> <tr> <td>2017-18</td> <td>2016-17</td> <td>2015-16</td> <td>2014-15</td> <td>2013-14</td> </tr> <tr> <td>4</td> <td>3</td> <td>0</td> <td>0</td> <td>0</td> </tr> </table> <p>HEI clarification Input :</p> <table border="1"> <tr> <td>2017-18</td> <td>2016-17</td> <td>2015-16</td> <td>2014-15</td> <td>2013-14</td> </tr> <tr> <td>4</td> <td>3</td> <td>0</td> <td>0</td> <td>0</td> </tr> </table> <p>Recommended Input :</p> <table border="1"> <tr> <td>2017-18</td> <td>2016-17</td> <td>2015-16</td> <td>2014-15</td> <td>2013-14</td> </tr> <tr> <td>4</td> <td>3</td> <td>0</td> <td>0</td> <td>0</td> </tr> </table> <p>Attached Documents :</p> <ol style="list-style-type: none"> <li><a href="#">e-copies of the MoUs with institution/ industry/ corporate house</a></li> <li><a href="#">Details of functional MoUs with institutions of national, international importance, other universities etc during the last five years</a></li> </ol>	2017-18	2016-17	2015-16	2014-15	2013-14	2	2	0	1	0	2017-18	2016-17	2015-16	2014-15	2013-14	4	3	0	0	0	2017-18	2016-17	2015-16	2014-15	2013-14	4	3	0	0	0	2017-18	2016-17	2015-16	2014-15	2013-14	4	3	0	0	0	<p>Data mismatch with the supporting document attached.</p>	<p>As per DVV suggestion correction are made.</p>	<p>DVV Suggestion Recommended</p>
2017-18	2016-17	2015-16	2014-15	2013-14																																								
2	2	0	1	0																																								
2017-18	2016-17	2015-16	2014-15	2013-14																																								
4	3	0	0	0																																								
2017-18	2016-17	2015-16	2014-15	2013-14																																								
4	3	0	0	0																																								
2017-18	2016-17	2015-16	2014-15	2013-14																																								
4	3	0	0	0																																								

<p>4.1.3</p>	<p>Percentage of classrooms and seminar halls with ICT - enabled facilities such as smart class, LMS, etc</p> <p>4.1.3.1. Number of classrooms and seminar halls with ICT facilities</p> <p>HEI Input : 2</p> <p>Attached Documents :</p> <p><a href="#">1.Number of classrooms and seminar halls with ICT enabled facilities</a></p>	<p>Provide photos or weblink for classrooms and seminar halls with ICT facilities.</p>	<p>Photos of classrooms and seminar halls with ICT facilities are provided.</p> <p>Supporting Document: <a href="#">4.1.3.pdf</a></p>																					
<p>4.1.4</p>	<p>Average percentage of budget allocation, excluding salary for infrastructure augmentation during the last five years.</p> <p>4.1.4.1. Budget allocation for infrastructure augmentation, excluding salary year-wise during the last five years (INR in Lakhs)</p> <p>HEI Input :</p> <table border="1" data-bbox="289 1018 591 1184"> <tr> <td>2017-18</td> <td>2016-17</td> <td>2015-16</td> <td>2014-15</td> <td>2013-14</td> </tr> <tr> <td>5</td> <td>2</td> <td>1.5</td> <td>1.5</td> <td>2</td> </tr> </table> <p>Recommended Input :</p> <table border="1" data-bbox="289 1243 591 1409"> <tr> <td>2017-18</td> <td>2016-17</td> <td>2015-16</td> <td>2014-15</td> <td>2013-14</td> </tr> <tr> <td>2.9</td> <td>2.1</td> <td>0.78</td> <td>0.92</td> <td>1.5</td> </tr> </table> <p>Remark : Supporting document provided by HEI does not match.</p> <p>Attached Documents :</p> <p><a href="#">1.Details of budget allocation, excluding salary during the last five years</a></p>	2017-18	2016-17	2015-16	2014-15	2013-14	5	2	1.5	1.5	2	2017-18	2016-17	2015-16	2014-15	2013-14	2.9	2.1	0.78	0.92	1.5	<p>Provide CA certified extract of Audited statement for Budget allocation for infrastructure augmentation, excluding salary for 2017-18.</p>	<p>CA certified extract of Audited statement for Budget allocation for infrastructure augmentation, excluding salary for 2017-18 is uploaded.</p> <p>Supporting Document: <a href="#">4.1.4.pdf</a></p>	<p>Changed After Clarification</p>
2017-18	2016-17	2015-16	2014-15	2013-14																				
5	2	1.5	1.5	2																				
2017-18	2016-17	2015-16	2014-15	2013-14																				
2.9	2.1	0.78	0.92	1.5																				

4.2.5	<p>Availability of remote access to e-resources of the library</p> <p>HEI Input : Yes</p> <p>Attached Documents :</p>	<p>Provide Supporting document attached.</p>	<p>Supporting document remote access to e-resources of the library is attached.</p> <p>Supporting Document: <a href="#">4.2.5.pdf</a></p>	
4.2.6	<p>Percentage per day usage of library by teachers and students</p> <p>4.2.6.1. Average number of teachers and students using library per day over last one year</p> <p>HEI Input : 52</p> <p>Attached Documents : <a href="#">1.Any additional information</a></p>	<p>Provide e copy of log book for 12 August 2018 to 20 August 2018.</p>	<p>e copy of log book for 12 August 2018 to 20 August 2018 is provided.</p> <p>Supporting Document: <a href="#">4.2.6.pdf</a></p>	
4.3.2	<p>Student - Computer ratio</p> <p>Attached Documents :</p>	<p>Provide supporting document attached.</p>	<p>Out of 19 computers 12 computers are available for students in computer laboratory and 7 for office, library and departments. In the session 2017-18, 396 students were admitted. hence, student-computer ratio is 33:1</p>	

<p>5.1.1</p>	<p>Average percentage of students benefited by scholarships and freeships provided by the Government during the last five years</p> <p>5.1.1.1. Number of students benefited by scholarships and freeships provided by the Government year-wise during the last five years</p> <p>HEI Input :</p> <table border="1" data-bbox="290 508 591 674"> <thead> <tr> <th>2017-18</th> <th>2016-17</th> <th>2015-16</th> <th>2014-15</th> <th>2013-14</th> </tr> </thead> <tbody> <tr> <td>245</td> <td>116</td> <td>289</td> <td>343</td> <td>254</td> </tr> </tbody> </table> <p>Attached Documents :</p> <p>1.<a href="#">Upload self attested letter with the list of students sanctioned scholarships</a>  2.<a href="#">Average percentage of students benefited by scholarships and freeships provided by the Government during the last five years</a></p>	2017-18	2016-17	2015-16	2014-15	2013-14	245	116	289	343	254	<p>Provide sanction letter of scholarship or institutional policy for free ship and number of beneficiaries.</p>	<p>sanction letter of scholarship is attached.</p> <p>Supporting Document:  <a href="#">5.1.1.pdf</a></p>	
2017-18	2016-17	2015-16	2014-15	2013-14										
245	116	289	343	254										
<p>5.1.2</p>	<p>Average percentage of students benefited by scholarships, freeships, etc. provided by the institution besides government schemes during the last five years</p> <p>5.1.2.1. Total number of students benefited by scholarships, freeships, etc provided by the institution besides government schemes year-wise during the last five years</p> <p>HEI Input :</p> <table border="1" data-bbox="290 1518 591 1684"> <thead> <tr> <th>2017-18</th> <th>2016-17</th> <th>2015-16</th> <th>2014-15</th> <th>2013-14</th> </tr> </thead> <tbody> <tr> <td>20</td> <td>20</td> <td>21</td> <td>22</td> <td>23</td> </tr> </tbody> </table> <p>Attached Documents :</p>	2017-18	2016-17	2015-16	2014-15	2013-14	20	20	21	22	23	<p>Provide supporting document attached.</p>	<p>Supporting document attached.</p> <p>Supporting Document:  <a href="#">5.1.2.pdf</a></p>	
2017-18	2016-17	2015-16	2014-15	2013-14										
20	20	21	22	23										

<p>5.1.4</p>	<p>Average percentage of student benefited by guidance for competitive examinations and career counselling offered by the institution during the last five years</p> <p>5.1.4.1. Number of students benefited by guidance for competitive examinations and career counselling offered by the institution year-wise during the last five years</p> <p>HEI Input :</p> <table border="1" data-bbox="293 562 591 730"> <thead> <tr> <th>2017-18</th> <th>2016-17</th> <th>2015-16</th> <th>2014-15</th> <th>2013-14</th> </tr> </thead> <tbody> <tr> <td>350</td> <td>393</td> <td>92</td> <td>414</td> <td>327</td> </tr> </tbody> </table> <p>Attached Documents :</p> <p><a href="#">1.Number of students benefited by guidance for competitive examinations and career counselling during the last five years</a></p>	2017-18	2016-17	2015-16	2014-15	2013-14	350	393	92	414	327	<p>Supporting document provide by HEI does not match. Provide report/circular/brochure report of students benefited by guidance for competitive examinations and career counselling offered by the institution.</p>	<p>Reports and brochures are attached.</p> <p>Supporting Document: <a href="#">5.1.4.pdf</a></p>	
2017-18	2016-17	2015-16	2014-15	2013-14										
350	393	92	414	327										
<p>5.2.2</p>	<p>Percentage of student progression to higher education (previous graduating batch)</p> <p>5.2.2.1. Number of outgoing students progressing to higher education</p> <p>HEI Input : 14</p> <p>Attached Documents :</p> <p><a href="#">1.Upload supporting data for student/alumni</a> <a href="#">2.Details of student progression to higher education</a></p>	<p>Please provide the supporting data for student/alumni progressing to higher education.</p>	<p>Supporting document regarding number of outgoing students progressing to higher education is attached.</p> <p>Supporting Document: <a href="#">5.2.2.pdf</a></p>											

5.4.2	<p>Alumni contribution during the last five years(INR in Lakhs)</p> <p>HEI Input : &lt;1 Lakh</p> <p>Attached Documents :</p> <p><a href="#">1.Alumni association audited statements</a></p>	<p>Provide CA certified extract of audited statement of Alumni contribution or any other report for alumni contribution.</p>	<p>CA certified extract of audited statement of Alumni contribution is attached.</p> <p>Supporting Document: <a href="#">5.4.2.pdf</a></p>											
5.4.3	<p>Number of Alumni Association / Chapters meetings held during the last five years</p> <p>5.4.3.1. Number of Alumni Association /Chapters meetings held year-wise during the last five years</p> <p>HEI Input :</p> <table border="1" data-bbox="290 961 589 1129"> <tr> <td>2017-18</td> <td>2016-17</td> <td>2015-16</td> <td>2014-15</td> <td>2013-14</td> </tr> <tr> <td>3</td> <td>3</td> <td>3</td> <td>3</td> <td>3</td> </tr> </table> <p>Attached Documents :</p> <p><a href="#">1.Number of Alumni Association / Chapters meetings conducted during the last five years.</a></p> <p><a href="#">2.Any additional information</a></p>	2017-18	2016-17	2015-16	2014-15	2013-14	3	3	3	3	3	<p>Provide translated document in English</p>	<p>Translated document in English is attached.</p> <p>Supporting Document: <a href="#">5.4.3.pdf</a></p>	
2017-18	2016-17	2015-16	2014-15	2013-14										
3	3	3	3	3										

<p>6.3.3</p>	<p>Average number of professional development /administrative training programs organized by the institution for teaching and non teaching staff during the last five years</p> <p>6.3.3.1. Total number of professional development / administrative training programs organized by the Institution for teaching and non teaching staff year-wise during the last five years</p> <p>HEI Input :</p> <table border="1" data-bbox="290 564 589 730"> <thead> <tr> <th>2017-18</th> <th>2016-17</th> <th>2015-16</th> <th>2014-15</th> <th>2013-14</th> </tr> </thead> <tbody> <tr> <td>5</td> <td>1</td> <td>4</td> <td>2</td> <td>2</td> </tr> </tbody> </table> <p>Attached Documents :</p> <p><a href="#">1.Details of professional development / administrative training programs organized by the Institution for teaching and non teaching staff</a></p>	2017-18	2016-17	2015-16	2014-15	2013-14	5	1	4	2	2	<p>Provide report of HRD or copy of circular/brochure report of professional development / administrative training programs organized by the Institution or reports of academic staff college or similar centres.</p>	<p>All programs organised by institute at institute level for teaching and non teaching staff.</p>	
2017-18	2016-17	2015-16	2014-15	2013-14										
5	1	4	2	2										



<p>6.3.4</p>	<p>Average percentage of teachers attending professional development programs viz., Orientation Program, Refresher Course, Short Term Course, Faculty Development Program during the last five years</p> <p>6.3.4.1. Total number of teachers attending professional development programs, viz., Orientation Program, Refresher Course, Short Term Course, Faculty Development Programs year-wise during the last five years</p> <p>HEI Input :</p> <table border="1" data-bbox="290 646 589 814"> <thead> <tr> <th>2017-18</th> <th>2016-17</th> <th>2015-16</th> <th>2014-15</th> <th>2013-14</th> </tr> </thead> <tbody> <tr> <td>0</td> <td>0</td> <td>0</td> <td>1</td> <td>0</td> </tr> </tbody> </table> <p>Attached Documents :</p> <p><a href="#">1.Reports of the Human Resource Development Centres (UGC ASC or other relevant centers).</a>  <a href="#">2.Details of teachers attending professional development programs during the last five years</a></p>	2017-18	2016-17	2015-16	2014-15	2013-14	0	0	0	1	0	<p>Provide e-copy of certificate of program attended by teachers or Annual report of IQAC and the institution or Annual report of AQAR submitted to NAAC.</p>	<p>e-copy of certificate of Refresher course is attached.</p> <p>Supporting Document:  <a href="#">6.3.4.pdf</a></p>	
2017-18	2016-17	2015-16	2014-15	2013-14										
0	0	0	1	0										

<p>6.5.4</p>	<p>Quality assurance initiatives of the institution include:</p> <ol style="list-style-type: none"> <li>1. Regular meeting of Internal Quality Assurance Cell (IQAC); timely submission of Annual Quality Assurance Report (AQAR) to NAAC; Feedback collected, analysed and used for improvements</li> <li>2. Academic Administrative Audit (AAA) and initiation of follow up action</li> <li>3. Participation in NIRF</li> <li>4. ISO Certification</li> <li>5. NBA or any other quality audit</li> </ol> <p>HEI Input : C. Any 2 of the above</p> <p>Attached Documents :</p> <p><a href="#">1.Details of Quality assurance initiatives of the institution</a></p>	<p>Provide annual reports of IQAC or e-copies of accreditations and certifications or consolidated report of academic Administrative Audit or certificate of NBA or any other quality audit or feedback analysis report.</p>	<p>Minutes of the IQAC meeting is attached.</p> <p>Supporting Document: <a href="#">6.5.4.pdf</a></p>											
<p>7.1.1</p>	<p>Number of gender equity promotion programs organized by the institution during the last five years</p> <p>7.1.1.1. Number of gender equity promotion programs organized by the institution year-wise during the last five years</p> <p>HEI Input :</p> <table border="1" data-bbox="289 1528 589 1696"> <tr> <td>2017-18</td> <td>2016-17</td> <td>2015-16</td> <td>2014-15</td> <td>2013-14</td> </tr> <tr> <td>2</td> <td>0</td> <td>2</td> <td>1</td> <td>3</td> </tr> </table> <p>Attached Documents :</p> <p><a href="#">1.Report of the event</a> <a href="#">2.List of gender equity promotion programs organized by the institution</a></p>	2017-18	2016-17	2015-16	2014-15	2013-14	2	0	2	1	3	<p>Provide report of the event or copy of circular/brochure/report of the program or certified extract of the annual report.</p>	<p>Report of the events are attached.</p> <p>Supporting Document: <a href="#">7.1.1.pdf</a></p>	
2017-18	2016-17	2015-16	2014-15	2013-14										
2	0	2	1	3										

<p>7.1.3</p>	<p>Alternate Energy initiatives such as:</p> <p>1. Percentage of annual power requirement of the Institution met by the renewable energy sources</p> <p>7.1.3.1. Annual power requirement met by the renewable energy sources (in KWH)</p> <p>HEI Input : 0</p> <p>7.1.3.2. Total annual power requirement (in KWH)</p> <p>HEI Input : 0</p> <p>DVV suggested Input : 200750</p> <p>HEI clarification Input : 200750</p> <p>Recommended Input : 200750</p> <p>Attached Documents :</p> <p><a href="#">1.Details of power requirement of the Institution met by renewable energy sources</a></p>	<p>Please provide supporting document</p>	<p>As per DVV suggestion correction are made.</p>	<p>DVV Suggestion Recommended</p>
--------------	---	---	---	-----------------------------------

<p>7.1.4</p>	<p>Percentage of annual lighting power requirements met through LED bulbs</p> <p>7.1.4.1. Annual lighting power requirement met through LED bulbs (in KWH)</p> <p>HEI Input : 54750</p> <p>7.1.4.2. Annual lighting power requirement (in KWH)</p> <p>HEI Input : 200750</p> <p>Attached Documents :</p> <p><a href="#">1.Details of lighting power requirements met through LED bulbs</a></p>	<p>Provide invoice or photos or green audit report of Annual lighting power requirement met through LED bulbs.</p>	<p>Invoice of lighting power requirement met through LED bulbs is provided.</p> <p>Supporting Document: <a href="#">7.1.4.pdf</a></p>											
<p>7.1.8</p>	<p>Average percentage expenditure on green initiatives and waste management excluding salary component during the last five years</p> <p>7.1.8.1. Total expenditure on green initiatives and waste management excluding salary component year-wise during the last five years(INR in Lakhs)</p> <p>HEI Input :</p> <table border="1" data-bbox="289 1266 610 1434"> <tr> <td>2017-18</td> <td>2016-17</td> <td>2015-16</td> <td>2014-15</td> <td>2013-14</td> </tr> <tr> <td>0.2878</td> <td>0.4500</td> <td>0.4200</td> <td>0.1400</td> <td>0.1930</td> </tr> </table> <p>Attached Documents :</p> <p><a href="#">1.Green audit report</a> <a href="#">2.Details of expenditure on green initiatives and waste management during the last five years</a></p>	2017-18	2016-17	2015-16	2014-15	2013-14	0.2878	0.4500	0.4200	0.1400	0.1930	<p>Provide CA certified extract of audited report of expenditure on green initiatives and waste management excluding salary component or any report Finance officer.</p>	<p>CA certified extract of audited report of expenditure on green initiatives is attached.</p> <p>Supporting Document: <a href="#">7.1.8.pdf</a></p>	
2017-18	2016-17	2015-16	2014-15	2013-14										
0.2878	0.4500	0.4200	0.1400	0.1930										

<p>7.1.10</p>	<p>Number of Specific initiatives to address locational advantages and disadvantages during the last five years 7.1.10.1. Number of specific initiatives to address locational advantages and disadvantages year-wise during the last five years</p> <p>HEI Input :</p> <table border="1" data-bbox="290 432 589 600"> <tr> <td>2017-2018</td> <td>2016-2017</td> <td>2015-2016</td> <td>2014-2015</td> <td>2013-2014</td> </tr> <tr> <td>4</td> <td>3</td> <td>1</td> <td>0</td> <td>0</td> </tr> </table> <p>Attached Documents :</p> <p><a href="#">1.Number of Specific initiatives to address locational advantages and disadvantages</a></p>	2017-2018	2016-2017	2015-2016	2014-2015	2013-2014	4	3	1	0	0	<p>Provide circular/brochure report of specific initiatives to address locational advantages and disadvantages for 2017-18 and 2015-16.</p>	<p>Supporting Documents uploaded.</p> <p>Supporting Document: <a href="#">7.1.10.pdf</a></p>	
2017-2018	2016-2017	2015-2016	2014-2015	2013-2014										
4	3	1	0	0										
<p>7.1.13</p>	<p>Display of core values in the institution and on its website</p> <p>HEI Input : Yes</p> <p>Attached Documents :</p> <p><a href="#">1.Any additional information</a> <a href="#">2.Provide URL of website that displays core values</a></p>	<p>Provide photos or weblink for core values in the institution website.</p>	<p><a href="http://csmasegaon.org/">http://csmasegaon.org/</a></p> <p>Supporting Document: <a href="#">7.1.13.pdf</a></p>											

7.1.14	<p>The institution plans and organizes appropriate activities to increase consciousness about national identities and symbols; Fundamental Duties and Rights of Indian citizens and other constitutional obligations</p> <p>HEI Input : Yes</p> <p>Attached Documents :</p> <p><a href="#">1.Details of activities organized to increase consciousness about national identities and symbols</a> <a href="#">2.Any additional information</a></p>	<p>Provide photos for activities organised to increase consciousness about national identities and symbols; Fundamental Duties and Rights of Indian citizens and other constitutional.</p>	<p>photos for activities organised to increase consciousness about national identities and symbols; Fundamental Duties and Rights of Indian citizens and other constitutional are attached.</p> <p>Supporting Document: <a href="#">7.1.14.pdf</a></p>	
7.1.15	<p>The institution offers a course on Human Values and professional ethics</p> <p>HEI Input : Yes</p> <p>DVW suggested Input : No</p> <p>HEI clarification Input : No</p> <p>Recommended Input : No</p> <p>Attached Documents :</p> <p><a href="#">1.Any additional information</a></p>		<p>As per DVW suggestion correction are made.</p>	<p>DVW Suggestion Recommended</p>
7.1.16	<p>The institution functioning is as per professional code of prescribed / suggested by statutory bodies / regulatory authorities for different professions</p> <p>HEI Input : Yes</p> <p>Attached Documents :</p> <p><a href="#">1.Any additional information</a></p>	<p>Provide supporting document attached.</p>	<p>The institution functioning is as per professional code of prescribed by our parent university and UGC.</p>	

7.1.17

Number of activities conducted for promotion of universal values (Truth, Righteous conduct, Love, Non-Violence and peace); national values, human values, national integration, communal harmony and social cohesion as well as for observance of fundamental duties during the last five years

7.1.17.1. Number of activities conducted for promotion of universal values (Truth, Righteous conduct, Love, Non-Violence and peace); national values, human values, national integration, communal harmony and social cohesion as well as for observance of fundamental duties year-wise during the last five years

HEI Input :

2017-18	2016-17	2015-16	2014-15	2013-14
3	6	2	3	3

DVV suggested Input :

2017-18	2016-17	2015-16	2014-15	2013-14
2	6	2	3	3

HEI clarification Input :

2017-18	2016-17	2015-16	2014-15	2013-14
2	6	2	3	3

Recommended Input :

2017-18	2016-17	2015-16	2014-15	2013-14
2	6	2	3	3

Attached Documents :

- 1.[List of activities conducted for promotion of universal values](#)
- 2.[Any additional information](#)

Data mismatch for 2017-18 with the supporting document attached. Provide the weblink of the website or photos of activities or activity celebration and its reports.

As per DVV suggestion correction are made. and supporting documents is attached.

HEIs Clarification Accepted

Supporting Document:

[7.1.17.pdf](#)

---

**Copyright © 2017 [naac.gov.in](http://naac.gov.in). All rights reserved.**